



### District Report Card: 2017


<b>State:</b> Assam	<b>District:</b> Lakhimpur
<b>Class:</b> 5	<b>Subject:</b> Language
<b>Schools:</b> 61	<b>Students:</b> 983


### Participation/Coverage


#### Students

<div>GENDER</div> <div></div>	Boys		Girls	
	Number	%	Number	%
	453	46.08	530	53.92

<div>AREA</div> <div></div>	Rural		Urban	
	Number	%	Number	%
	839	85.35	144	14.65

<div>CATEGORY</div> <div></div>	SC		ST		OBC		GEN	
	Number	%	Number	%	Number	%	Number	%
	58	5.90	197	20.04	312	31.74	416	42.32

<div>CWSN</div> <div></div>	LD	VI	HI	S&LD	ID	Oth
	2	2	1	3	2	0

<div>Management</div> <div></div>	Government		Government-aided	
	Number	%	Number	%
	921	93.69	62	6.31

### Average Performance of Students in Language (%)

Overall	Gender		Area		Management		Social Group			
	Male	Female	Rural	Urban	Govt.	Aided	SC	ST	OBC	GEN
62.64	62.21	63.02	61.81	67.50	62.14	70.22	57.82	61.29	63.35	63.43

## Performance on Learning Outcomes (LOs)

Learning Outcomes	Description	Average Performance(%)
L504	Reads and comprehends independently storybooks, news items/ headlines, advertisements etc.	63.83
L508	Reads text with comprehension, locates details and sequence of events	62.05

Range of Performance of Students who Answered Correctly							
Below 30%		30% - 50%		50% - 75%		Above 75%	
Number	%	Number	%	Number	%	Number	%
63	6.41	203	20.65	445	45.27	272	27.67

### Lowest Performing Learning Outcomes (LOs)

- 1 - Reads text with comprehension, locates details and sequence of events (62.05)
- 2 - Reads and comprehends independently storybooks, news items/ headlines, advertisements etc. (63.83)